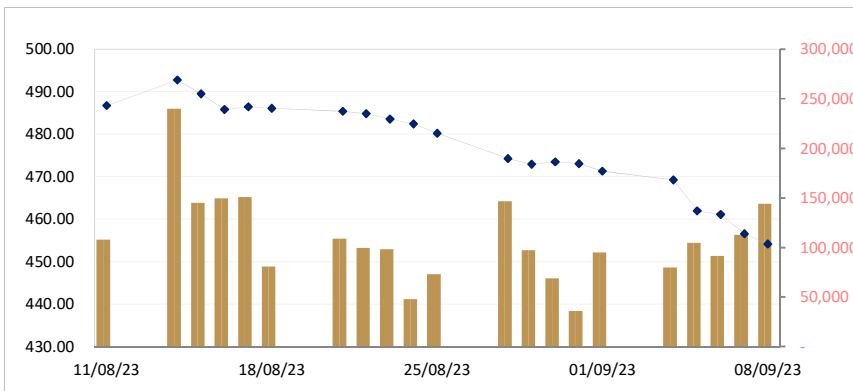




**CAMBODIA SECURITIES EXCHANGE: MARKET SUMMARY**

Index	456.57	457.42	454.17	-2.4	▼0.53	870	305	144,243	576,129,470
PPWSA	7,300	7,320	7,400	100.	▲1.37	8,400	6,000	15,012	109,652,400
GTI	3,050	3,060	3,050	0	0.00	5,180	3,000	50,153	140,467,740
PPAP	14,160	14,160	14,120	-40.	▼0.28	16,780	11,720	5	70,760
PPSP	2,190	2,190	2,180	-10.	▼0.46	2,590	1,550	2,593	5,650,710
PAS	12,220	12,460	12,300	80.	▲0.65	15,460	11,880	432	16,847,820
ABC	10,020	10,020	10,020	0	0.00	17,000	9,360	17,556	175,655,060
PEPC	2,480	2,480	2,480	0	0.00	3,480	2,300	269	16,847,820

**CSX DAILY STOCK INDEX (Last 30 Days)**



**Listed Companies**

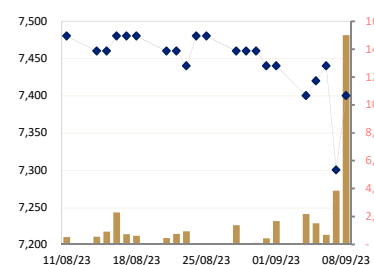
PPWSA	Phnom Penh Water Supply Authority
Industry	Water Utility
GTI	Grant Twins Int. (Cambodia) Plc.
Industry	Apparel Clothing
PPAP	Phnom Penh Autonomous Port.
Industry	Port Services
PPSP	Phnom Penh SEZ PLC.
Industry	SEZ Developer
PAS	Sihanouk Ville Autonomous Port.
Industry	Port Services
ABC	ACLEDA Bank
Industry	Financial
PEPC	PESTECH Cambodia
Industry	Electricity

**Securities News**

**CAMBODIA: Cambodia, Nepal securities regulators working together**

Cambodia and Nepal securities regulators are working together to develop their capital market regulation while enhancing the effectiveness and efficiency of the regulatory framework for the benefit of investors and stakeholders in both countries. Speaking during a study visit by the Securities Board of Nepal (SEBON) on August 31, Sou Socheat, director-general of Securities and Exchange Regulator of Cambodia (SERC) said Cambodia's securities sector has grown significantly over the decade. There are 20 companies listed on the Cambodia Securities Exchange, 11 of which have issued equity securities. Nine of them listed on the Main Board, which is a market for large capital enterprises, and 2 companies listed on the Growth Board - a market for small and medium enterprises - while nine companies have issued corporate bonds. Among bond issuers, Golden Tree Co Ltd issued the first green bond in Cambodia, which is in line with the ASEAN Green Bond Standard. Socheat said altogether, 20 companies have raised \$328 million capital via CSX, which has a total market capitalization of \$3.08 billion or 10.6 % of gross domestic product as of August 30, 2023. SERC has also approved licenses and accreditation to about 130 companies, including those dealing in securities, derivatives and collective investment schemes. Meanwhile, Ramesh Kumar Hamal, chair of SEBON, said the visit reflects his institution's commitment to learn and exchange experience on the development of the securities market. He said both regulators seek a common stance for cooperation in terms of regulatory framework to build both investors and issuance companies' trust and confidence on the capital market. Ramesh said it is important to foster stronger ties and knowledge between SEBON and SERC. He believed the regulators could jointly develop the capital markets, particularly in ensuring its effectiveness, efficiency, transparency and with good regulations. Separately, Socheat said the Securities Market of Nepal is mature, and therefore SERC has a lot to learn from, including its regulations. "We can

**PPWSA Daily Stock Price**



*The securities forage upon trust*

*See important disclosures at the end of this report*

learn each other's market structure and the operation of new securities instruments and contemporary issues related to securities and commodity exchange markets." (*Khmer time*)

**CAMBODIA: CIS launched, another option for CSX investors**

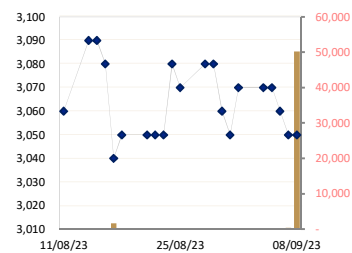
Cambodia will launch fund unit offerings of the Collective Investment Scheme (CIS) on September 8. They aim to increase market liquidity and expand funding sources for local companies to raise funds through the capital market. The CIS comes on the heels of a Prakas calling for its establishment by the Ministry of Economy and Finance on July 20. According to the Securities and Exchange Regulator of Cambodia (SERC), which issued a notification on the prakas on July 26, the CIS is a money pool or any cash equivalent set up via an issue of fund units or an electronic system, including crowdfunding. The establishing public funds, private funds or a real estate investment trust must be approved by the SERC. Once the fund is established, the fund management company would invest in any CIS projects approved by SERC to generate financial benefits or other benefits, such as rights or interest on the property for the investors. Essentially, investors are cash contributors of the fund with the fund management company investing on behalf of the investors. A CIS can benefit investors and related companies, as well as the nation, in a number of ways. SERC director-general Sou Socheat told *The Post* on September 6 that the launch of the offering of fund units of CIS is "something that everyone has been waiting for a long time". He explained that the CIS is a joint venture fund project that is broken down into smaller units for initial public offering for the purpose of raising money from sales to develop a project belonging to the company (a joint venture company) which is already registered with the SERC. "This is a new mechanism that would create a new market [fund project market] as it is a source that can provide capital for the implementation of any project that has potential and can be profitable for those who buy these fund units," he said. The fund units of CIS divided into several categories, including private funds, public funds and funds for implementing projects related to the real estate sector. There would be a number of projects that may be continuously list on the Cambodia Securities Exchange (CSX) for further trading, Socheat said. CSX Market Operations Department director Kim Sophanita said the CIS project is a new product, seen as an additional option for CSX investors. "The new product would be unique, in that it helps those who have money left but do not have the time and skills in any type of business to fund managers to continue investing in their skills," she said. Meanwhile, during an August 31 meeting, SERC's Socheat said over the past decade, the securities sector in Cambodia has grown significantly, in which the securities products have been develop gradually and continuously. To date, 20 companies listed on the CSX, 11 of which have issued equity securities. Nine companies listed on the Main Board, which is a market for large enterprises, while two companies are on the Growth Board for small and medium enterprises. Nine other companies have issued corporate bonds. Among the listed entities is Golden Tree Co Ltd, which issued the first green bonds in Cambodia, in line with the ASEAN Green Bond Standard. The 20 companies have raised \$328 million capital from the market, which has a total market capitalization of \$3.1 billion or 10.6 per cent of gross domestic product, as of August 30. (*Khmer time*)

**Business & Economic News**

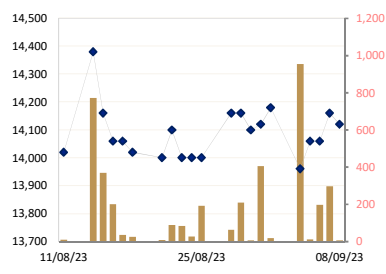
**CAMBODIA: Cambodia to ship rice to Indonesia next year**

Cambodia will start exporting an agreed annual quota of 250,000 tons of milled rice to Indonesia from next year after the 2 nations reached a rice deal earlier in August, the Ministry of Commerce said. "The agreement to supply rice to Indonesia is for four years and will take effect from 2024," Penn Sovicheat, the ministry's Secretary of State and spokesperson, told *Khmer Times* yesterday. The deal made at a meeting between former Minister of Commerce, Pan Sorasak, and Indonesia's Deputy Minister of Foreign Affairs in Phnom Penh. Indonesia has received a nod from the Cambodian government for the supply of 250,000 tons of rice a year, President Joko Widodo said on Monday after a meeting with Cambodian Prime Minister Hun Manet at the State Palace in Jakarta. "I appreciate the positive response from Cambodia regarding Indonesia's intention to import rice from the country," the Jakarta Globe quoted Joko Widodo as saying on Monday. In a reciprocal gesture, Indonesia will support Cambodia's food security programmed by supplying fertilizers, he said. Cambodia and Indonesia have agreed to renew the memorandum of understanding, first signed in 2012, between the Ministry of Commerce of Cambodia and the Ministry of Commerce of Indonesia, Sovicheat said, citing that the price is set according to the market. Additionally, Cambodia and Indonesia have also agreed on another rice deal of 125,000 tons, which implemented immediately in 2023 by the private sector of the 2 countries, according to the spokesperson. The ministry also encouraged Indonesian investors to invest in rice mills in Cambodia as per the standards for exports. Cambodia exported 329,633 tons of milled rice in the first semester of this year, earning around \$229 million in revenue. Shipped to 52 countries around the

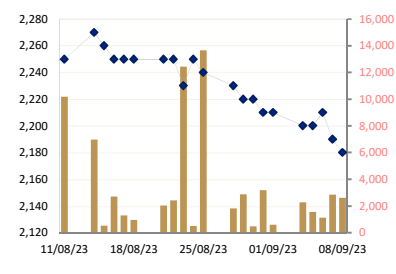
**GTI Daily Stock Price**



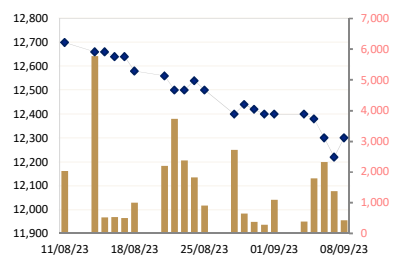
**PPAP Daily Stock Price**



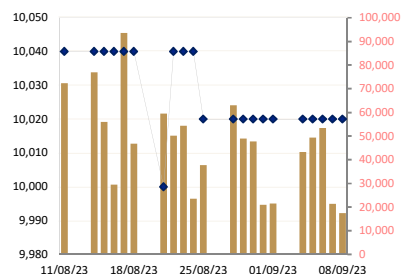
**PPSP Daily Stock Price**



**PAS Daily Stock Price**

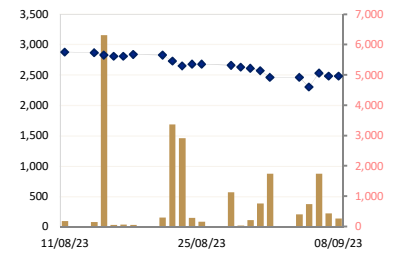


**ABC Daily Stock Price**



world, exported milled rice varieties included premium aromatic rice, fragrant rice, long-grain white rice, parboiled rice and organic rice. (Khmer time)

PEPC Daily Stock Price



### Historical Data from 22/ August /23 to 08/ September/ 23

Date	Index/Stock	Open	High	Low	Close	Change	Δ (%)	Volume	Value (mil. KHR)	Value (\$)*	Mar. Cap. (mil. KHR)
08/09/23	Index	457.42	457.42	451.03	454.17	2.40	▲0.53%	86,020	437,486,480	109,372	6,795,504
	PPWSA	7,320	7,440	7,300	7,400	100.00	▲1.36%	15,012	109,652,400	27,413.10	643,601
	GTI	3,060	3,060	3,050	3,050	0.00	0.00%	50,153	140,467,740	35,116.94	122,000
	PPAP	14,160	14,160	14,120	14,120	-40.00	▼0.28%	5	70,760	17.69	292,063
	PPSP	2,190	2,190	2,170	2,180	-10.00	▼0.45%	2,593	5,650,710	1,412.68	156,688
	PAS	12,460	12,460	12,200	12,300	80.00	▲0.65%	432	5,325,660	1,331.42	1,054,995
	ABC	10,020	10,020	10,000	10,020	0.00	0.00%	17,556	175,655,060	43,913.77	4,340,293
PEPC	2,480	2,480	2,420	2,480	0.00	0.00%	269	664,150	166.04	185,864	
07/09/23	Index	460.60	460.93	452.95	456.57	4.50	▲0.98%	30,577	272,026,080	68,007	6,781,491
	PPWSA	7,440	7,480	7,300	7,300	-140.00	▼1.88%	3,846	28,257,920	7,064.48	634,904
	GTI	3,070	3,070	3,030	3,050	-10.00	▼0.32%	333	1,009,750	252.44	122,000
	PPAP	14,000	14,160	14,000	14,160	100.00	▲0.71%	297	4,164,920	1,041.23	292,891
	PPSP	2,210	2,210	2,190	2,190	-20.00	▼0.90%	2,852	6,246,380	1,561.60	157,406
	PAS	12,300	12,300	12,200	12,220	-80.00	▼0.65%	1,379	16,847,820	4,211.96	1,048,133
	ABC	10,000	10,020	10,000	10,020	0.00	0.00%	21,441	214,433,000	53,608.25	4,340,293
PEPC	2,480	2,500	2,440	2,480	-50.00	▼1.97%	429	1,066,290	266.57	185,864	
06/09/23	Index	462.56	462.56	459.26	461.07	0.87	▲0.19%	59,688	578,536,340	144,634	6,804,046
	PPWSA	7,420	7,460	7,420	7,440	20.00	▲0.26%	683	5,079,900	1,269.98	647,080
	GTI	3,070	3,070	3,000	3,060	-10.00	▼0.32%	132	398,360	99.59	122,400
	PPAP	14,120	14,120	14,060	14,060	0.00	0.00%	197	2,776,000	694.00	290,822
	PPSP	2,210	2,210	2,200	2,210	10.00	▲0.45%	1,105	2,432,410	608.10	158,844
	PAS	12,300	12,300	12,200	12,300	-80.00	▼0.64%	2,321	28,427,720	7,106.93	1,054,995
	ABC	10,000	10,020	9,980	10,020	0.00	0.00%	53,517	535,121,400	133,780.35	4,340,293
PEPC	2,440	2,530	2,350	2,530	230.00	▲10.00%	1,733	4,300,550	1,075.14	189,611	
05/09/23	Index	468.91	469.23	454.59	461.94	7.31	▲1.56%	55,129	532,894,810	133,224	6,791,612
	PPWSA	7,400	7,420	7,400	7,420	20.00	▲0.27%	1,497	11,105,880	2,776.47	645,341
	GTI	3,060	3,070	3,050	3,070	0.00	0.00%	104	319,230	79.81	122,800
	PPAP	13,860	14,060	13,860	14,060	100.00	▲0.71%	12	166,520	41.63	290,822
	PPSP	2,200	2,210	2,200	2,200	0.00	0.00%	1,562	3,436,410	859.10	158,125
	PAS	12,360	12,400	12,200	12,380	-20.00	▼0.16%	1,789	21,871,340	5,467.84	1,061,857
	ABC	10,000	10,020	9,980	10,020	0.00	0.00%	49,435	494,280,000	123,570.00	4,340,293
PEPC	2,480	2,480	2,300	2,300	-160.00	▼6.50%	730	1,715,430	428.86	172,374	
04/09/23	Index	471.06	473.21	468.02	469.25	2.03	▲0.43%	49,425	472,785,460	118,196	6,801,511
	PPWSA	7,440	7,460	7,360	7,400	-40.00	▼0.53%	2,161	15,997,680	3,999.42	643,601
	GTI	3,060	3,070	3,050	3,070	0.00	0.00%	15	45,870	11.47	122,800
	PPAP	14,180	14,180	13,880	13,960	-220.00	▼1.55%	954	13,282,320	3,320.58	288,754
	PPSP	2,210	2,220	2,200	2,200	-10.00	▼0.45%	2,264	5,000,920	1,250.23	158,125
	PAS	12,480	12,480	12,360	12,400	0.00	0.00%	393	4,868,220	1,217.06	1,063,572
	ABC	10,020	10,020	9,980	10,020	0.00	0.00%	43,245	432,626,860	108,156.72	4,340,293
PEPC	2,630	2,630	2,400	2,460	0.00	0.00%	393	963,590	240.90	184,365	
01/09/23	Index	463.21	472.97	463.21	471.28	1.81	▲0.38%	26,767	247,758,190	61,940	6,810,259
	PPWSA	7,440	7,460	7,420	7,440	0.00	0.00%	1,665	12,368,840	3,092.21	647,080
	GTI	3,010	3,070	3,010	3,070	20.00	▲0.65%	116	350,570	87.64	122,800
	PPAP	14,180	14,180	14,160	14,180	60.00	▲0.42%	19	269,400	67.35	293,304
	PPSP	2,210	2,220	2,200	2,210	0.00	0.00%	603	1,331,770	332.94	158,844
	PAS	12,380	12,400	12,340	12,400	0.00	0.00%	1,093	13,524,000	3,381.00	1,063,572
	ABC	10,000	10,020	10,000	10,020	0.00	0.00%	21,537	215,578,060	53,894.52	4,340,293

	PEPC	2,570	2,570	2,460	2,460	-110.00	▼4.28%	1,734	4,335,550	1,083.89	184,365
	Index	473.28	473.95	472.15	473.09	0.39	▲0.08%	26,086	231,102,250	57,776	6,816,462
31/08/23	PPWSA	7,460	7,460	7,420	7,440	-20.00	▼0.26%	434	3,229,480	807.37	647,080
	GTI	3,050	3,060	3,020	3,050	-10.00	▼0.32%	87	263,310	65.83	122,000
	PPAP	14,000	14,120	14,000	14,120	20.00	▲0.14%	406	5,687,000	1,421.75	292,063
	PPSP	2,220	2,220	2,200	2,210	-10.00	▼0.45%	3,178	7,000,720	1,750.18	158,844
	PAS	12,400	12,420	12,380	12,400	-20.00	▼0.16%	284	3,517,780	879.45	1,063,572
	ABC	10,020	10,020	10,000	10,020	0.00	0.00%	20,939	209,461,300	52,365.33	4,340,293
	PEPC	2,600	2,600	2,500	2,570	-40.00	▼1.53%	758	1,942,660	485.67	192,609
	Index	473.23	474.32	472.31	473.48	0.54	▲0.11%	49,046	485,565,840	121,391	6,823,620
30/08/23	PPWSA	7,460	7,460	7,440	7,460	0.00	0.00%	121	902,040	225.51	648,820
	GTI	3,060	3,060	3,050	3,060	-20.00	▼0.64%	66	201,630	50.41	122,400
	PPAP	14,100	14,100	14,100	14,100	-60.00	▼0.42%	6	84,600	21.15	291,650
	PPSP	2,220	2,220	2,210	2,220	0.00	0.00%	476	1,055,280	263.82	159,563
	PAS	12,440	12,440	12,400	12,420	-20.00	▼0.16%	383	4,753,600	1,188.40	1,065,288
	ABC	10,000	12,140	9,980	10,020	0.00	0.00%	47,787	478,027,880	119,506.97	4,340,293
	PEPC	2,630	2,650	2,600	2,610	-20.00	▼0.76%	207	540,810	135.20	195,606
	Index	474.27	474.97	471.40	472.94	1.33	▲0.28%	52,992	508,416,270	127,104	6,828,875
29/08/23	PPWSA	7,460	7,460	7,440	7,460	0.00	0.00%	102	760,760	190.19	648,820
	GTI	3,020	3,080	3,020	3,080	0.00	0.00%	166	501,440	125.36	123,200
	PPAP	14,160	14,160	14,160	14,160	0.00	0.00%	210	2,973,600	743.40	292,891
	PPSP	2,220	2,220	2,210	2,220	-10.00	▼0.44%	2,877	6,365,970	1,591.49	159,563
	PAS	12,400	12,440	12,400	12,440	40.00	▲0.32%	646	8,010,440	2,002.61	1,067,003
	ABC	10,020	10,020	9,980	10,020	0.00	0.00%	48,961	489,725,160	122,431.29	4,340,293
	PEPC	2,630	2,630	2,630	2,630	-30.00	▼1.12%	30	78,900	19.73	197,105
	Index	480.08	480.08	473.61	474.27	5.93	▲1.23%	70,255	682,661,980	170,665	6,914,183
28/08/23	PPWSA	7,480	7,480	7,460	7,460	-20.00	▼0.26%	1,374	10,270,260	2,567.57	648,820
	GTI	3,070	3,080	3,010	3,080	10.00	▲0.32%	154	465,040	116.26	123,200
	PPAP	14,000	14,160	14,000	14,160	160.00	▲1.14%	62	876,000	219.00	292,891
	PPSP	2,240	2,240	2,220	2,230	-10.00	▼0.44%	1,807	4,034,080	1,008.52	160,281
	PAS	12,500	12,500	12,380	13,400	-100.00	▼0.80%	2,718	33,741,400	8,435.35	1,149,344
	ABC	10,000	10,020	10,000	10,020	0.00	0.00%	63,009	630,275,760	157,568.94	4,340,293
	PEPC	2,650	2,660	2,640	2,660	-20.00	▼0.74%	1,131	2,999,440	749.86	199,354
	Index	481.75	483.65	480.20	480.20	2.19	▲0.45%	52,721	423,007,200	105,752	6,837,236
25/08/23	PPWSA	7,480	7,480	7,440	7,480	0.00	0.00%	50	373,280	93.32	650,559
	GTI	0	3,070	3,070	3,070	-10.00	▼0.32%	0	0	0.00	122,800
	PPAP	14,000	14,000	14,000	14,000	0.00	0.00%	192	2,688,000	672.00	289,581
	PPSP	2,230	2,250	2,220	2,240	-10.00	▼0.00%	13,672	30,370,420	7,592.61	161,000
	PAS	12,540	12,540	12,440	12,500	-40.00	▼0.31%	907	11,321,300	2,830.33	1,072,150
	ABC	10,000	10,020	10,000	10,020	-20.00	▼0.19%	37,741	377,828,920	94,457.23	4,340,293
	PEPC	2,680	2,680	2,660	2,680	0.00	0.00%	159	425,280	106.32	200,853
	Index	482.66	482.74	481.06	482.39	1.15	▲0.24%	26,432	261,736,640	65,434	6,850,449
24/08/23	PPWSA	7,440	7,480	7,440	7,480	40.00	▲0.53%	68	507,560	126.89	650,559
	GTI	3,050	3,110	3,020	3,080	30.00	▲0.98%	228	694,790	173.70	123,200
	PPAP	14,000	14,000	14,000	14,000	0.00	0.00%	27	378,000	94.50	289,581
	PPSP	2,250	2,250	2,250	2,250	20.00	▲0.89%	511	1,149,750	287.44	161,719
	PAS	12,500	12,560	12,460	12,540	40.00	▲0.32%	1,820	22,731,140	5,682.79	1,075,580
	ABC	10,020	10,040	10,000	10,040	0.00	0.00%	23,488	235,497,600	58,874.40	4,348,957
	PEPC	2,700	2,700	2,680	2,680	30.00	▲1.13%	290	777,800	194.45	200,853
	Index	484.43	484.72	481.36	483.54	1.27	▲0.26%	73,170	618,128,400	154,532	6,838,653
23/08/23	PPWSA	7,460	7,460	7,440	7,440	-20.00	▼0.26%	929	6,930,220	1,732.56	647,080
	GTI	3,050	3,050	3,020	3,050	0.00	0.00%	112	339,790	84.95	122,000
	PPAP	14,100	14,100	14,000	14,000	-100.00	▼0.70%	84	1,179,280	294.82	289,581
	PPSP	2,250	2,250	2,220	2,230	-20.00	▼0.88%	12,421	27,643,800	6,910.95	160,281
	PAS	12,500	12,520	12,480	12,500	0.00	0.00%	2,377	29,686,160	7,421.54	1,072,150
	ABC	10,020	10,040	10,000	10,040	0.00	0.00%	54,340	544,541,480	136,135.37	4,348,957
	PEPC	2,710	2,720	2,650	2,650	-80.00	▼2.93%	2,907	7,807,670	1,951.92	198,604
	Index	485.67	486.00	482.04	484.81	0.60	▲0.12%	60,835	571,988,410	142,997	6,849,894
22/08/23	PPWSA	7,460	7,460	7,440	7,460	0.00	0.00%	734	5,465,540	1,366.39	648,820
	GTI	3,020	3,050	3,020	3,050	0.00	0.00%	299	904,030	226.01	122,000
	PPAP	14,020	14,100	14,020	14,100	100.00	▲0.71%	88	1,239,200	309.80	291,650
	PPSP	2,260	2,260	2,240	2,250	0.00	0.00%	2,411	5,421,860	1,355.47	161,719
	PAS	12,560	12,600	12,500	12,500	-60.00	▼0.47%	3,732	46,739,460	11,684.87	1,072,150
	ABC	10,020	10,040	10,000	10,040	40.00	▲0.40%	50,203	503,037,200	125,759.30	4,348,957
	PEPC	2,800	2,800	2,690	2,730	-100.00	▼3.53%	3,368	9,181,120	2,295.28	204,600

Source: Data from CSX, and Compiled by ACS \*Exchange Rate: USD1=KHR 4,000

## DISCLAIMER

ALL RESEARCH based on material compiled from data considered reliable at the time of writing. However, information and opinions expressed will be subject to change at short notice, and no part of this report is to be construed as an offer or solicitation of an offer to transact any securities or financial instruments whether referred to herein or otherwise. We do not accept any liability directly or indirectly that may arise from investment decision-making based on this report. The company, its directors, officers, employees and/or connected persons may periodically hold an interest in the securities mentioned.

All Rights Reserved. No part of this publication may be used or re-produced without expressed permission from [ACLEDA SECURITIES PLC.](#)

## ACLEDA IN GROUP

### ACLEDA BANK PLC.

#### HEADQUARTERS

# 61, Preah Monivong Blvd., Sangkat Srah Chork,  
Khan Daun Penh, Phnom Penh, Kingdom of Cambodia.  
P.O. Box: 1149  
Tel: (855) 23 998 777 / 430 999  
Fax: (855) 23 998 666 / 430 555  
E-mail: [acledabank@acledabank.com.kh](mailto:acledabank@acledabank.com.kh)  
Website: [www.acledabank.com.kh](http://www.acledabank.com.kh)  
SWIFT: ACLBKHPP

### ACLEDA BANK PLC.

CASH SETTLEMENT, SECURITIES REGISTRAR, SECURITIES TRANSFER, AND  
PAYING AGENT

#### HEADQUARTERS

# 61, Preah Monivong Blvd., Sangkat Srah Chork,  
Khan Daun Penh, Phnom Penh, Kingdom of Cambodia.  
P.O. Box: 1149  
Tel: (855) 23 998 777 / 430 999  
Fax: (855) 23 998 666 / 430 555  
E-mail: [acledabank@acledabank.com.kh](mailto:acledabank@acledabank.com.kh)  
Website: [www.acledabank.com.kh](http://www.acledabank.com.kh)  
SWIFT: ACLBKHPP

### ACLEDA BANK LAO LTD.

#### HEADQUARTERS

#398, Corner of Dongpalane and Dongpaina Road, Unit 20,  
Phonesavanh  
Neua Village, Sisattanak District, Vientiane Capital, Lao PDR.  
P.O. Box: 1555  
Hotline :1800  
Tel: +856 (0)21 264 994 / 264 998  
Fax: +856 (0)21 264 995 / 219 228  
E-mail: [acledabank@acledabank.com.la](mailto:acledabank@acledabank.com.la)  
Website: [www.acledabank.com.la](http://www.acledabank.com.la)  
SWIFT: ACLBLALA

### ACLEDA SECURITIES PLC.

#### HEADQUARTERS

5<sup>th</sup> Floor, ACLEDA Building  
# 61, Preah Monivong Blvd., Sangkat Srah Chork,  
Khan Daun Penh, Phnom Penh, Kingdom of Cambodia.  
Tel: (855) 23 723 388 / 999 966 / 999 977  
Email: [acs.rep@acledasecurities.com.kh](mailto:acs.rep@acledasecurities.com.kh)  
Website: [www.acledasecurities.com.kh](http://www.acledasecurities.com.kh)

### ACLEDA INSTITUTE OF BUSINESS

#### HEADQUARTERS

Address: #1397, Phnom Penh-Hanoi  
Friendship Blvd., Phum Anlong Kngan, Sangkat Khmuonh, Khan  
Saensokh, Phnom Penh, Kingdom of Cambodia  
P. O. Box: 1149  
Tel: + 855 (0)23 881 790 / 999 944  
E-mail: [info@acleda-aib.edu.kh](mailto:info@acleda-aib.edu.kh)  
Website: [www.acleda-aib.edu.kh](http://www.acleda-aib.edu.kh)

### ACLEDA MFI MYANMAR CO., LTD.

#### HEADQUARTERS

#186(B), ShweGonTaing Road, Yae Tar Shae Block,  
Bahan Township, Yangon Region,  
The Republic of the Union of Myanmar.  
Tel: (+95-1) 559 475 / 552 956  
Website: [www.acledamfi.com.mm](http://www.acledamfi.com.mm)

